

CERNAK'S CANINE CENTER

NEWSLETTER

THE ACADEMY OF CANINE PERFORMING ARTS

WHERE STARS ARE MADE

October 2011

Our October newsletter is here! We hope that everyone has been enjoying a great fall! Just a reminder to "fall back" this upcoming weekend on your clocks and of course, be sure to check the batteries in those fire alarms in your house!

W E E K E N D **CLASSES BEGIN!**

This past weekend we started more new classes! Canine Freestyle is now on Saturday's from 10-11:30 a.m. There are currently a couple of spots open in this class. It is structured so that you can start a six weeks class at any time, as long as there is room.

Sundays we have Beginning Treibball/Barrel Racing and Treibball II/Barrel Racing classes going. I am already excited about next year with all these Treibball & Barrel racing teams! I will be gearing up to hold a competition (match style-like) here for everyone to give them a chance to try out their skills and have a ball and a barrel of fun!

Mondays we have an agility

class going on from 10-11:30 a.m. We will be outside when/if the weather permits and indoors when going outside is not possible. Enrichment (Tricks) is from 12-1:30 p.m.

I have lists of classes already being started for next year in a variety of categories so if you are interested in anything, please don't hesitate to sign up now! What actually gets scheduled does depend on those lists! So either email me at cernak@wabroadband.com or call me at (509) 877-4426 (please leave a message). Here is a list of the possibilities:

**BFF (Best Friends
Forever/Basic Foundation
Fun)
Rally
Rally/Obedience Combo
Agility
Enrichment (Tricks)
Canine Freestyle
Treibball/Barrel Racing**

FILMING BEGINS!

This week we are starting the process of filming for some new

youtube movies, starring our students! I am very excited to be able to share and showcase what wonderful work the students are doing here with their training! The first of three movies is due to come out right before Thanksgiving! The second movie will be right on the heels of the first. The next movie will be hitting the airways just right before Christmas!

Everyone is so excited about this venture, and we have all been having such a great time with putting it together and sharing ideas! So get ready to be **AMAZED** and highly **ENTERTAINED!**

LIGHTS!

★CAMERA★

ACTION!

THE UNITED KENNEL CLUB

UKC information by Jill Perry

Debbi asked me to write about the organization, UKC (United Kennel Club). I train with Debbi and have also been a UKC Obedience, RallyO and Agility judge for the past 8 years and moved to the area two years ago.

UKC has similarities to AKC (American Kennel Club), but I feel they have taken the weaker points of AKC performance events and made them better. I have highlighted some important points.

UKC clubs are very prevalent in the mid-west. There are two in the Seattle area, one in Spokane and several in Oregon.

The following are some of the differences between UKC and AKC.

To find the complete rules and more information about UKC, visit the website at www.UKCdogs.com

1. Titles go in front of the dogs name. ex. U-RO1 U-CD Bunker's Skye's the Limit
2. UKC has always allowed mixed breeds in performance events, including dogs with three legs to compete in performance events. AKC started allowing mixed breeds two years ago.

3. Trials seem to be friendlier.
4. I feel UKC took the poorer parts of performance events and changed them for the better.
5. No professional handlers can show the dog.
6. UKC is privately owned by Wayne Cavanaugh, a former VP from AKC.

UKC RallyO Differences from AKC Rally

1. Ring size is larger 40 X 70
2. It is called RallyO, Titles are RO1, RO2, RO3
3. No IP- 10 pt deduction
4. All signs have to be done correctly or it's an NQ
5. NQ if you do not perform the exercise properly by third try
6. You may repeat all or part of the exercise
7. You may ask the judge whether the exercise is passable or not
8. Judging begins and ends when you cross the start and finish line
9. Several signs are different

UKC Obedience Differences from AKC Obedience

Obedience Novice:

1. No long down Honor down during other dog heeling pattern instead
2. Recall over a jump
3. Both voice and hand

signals can be used at same time

Open:

1. No long down- same as novice
2. Walker during heeling pattern
3. Walker on drop on recall (person walks by dog after he downs and before handler calls him to front)
4. Both voice and hand signals can be used at same time

Utility:

1. Scent discrimination only metal article is used
2. Gloves are done twice and much different
3. No moving stand
4. Consecutive recalls first a drop then the second one is a straight recall.

UKC Agility Differences from AKC Agility

The philosophy is that all handlers, regardless of physical abilities, and all dogs, regardless of breed and physical structure, should have the opportunity to participate and experience success in agility. If the dog has been trained to negotiate the obstacles without major faults and to move at a brisk pace, it should be able to qualify for titles, without being required to meet exceptionally fast requirements and win competitively against other






participates.

The dog and handler team is judged partly on the time required to complete the course but also on the precision with which the course and obstacles are negotiated.

1. Titles are called U-AGI, U-AGII, U-AGIII, U-ACH
2. Equipment is much different- many fun and different things such as a swing plank, sway bridge, hoop tunnel, pause box and window jump
3. More for control and safety of the dog
4. Times are slower
5. A Lot of people that can't run in AKC because of speed, handicap, etc. can run in UKC
6. In AGIII- weaves have to be done with handler 6 feet away...send to box 6 feet away
7. Points are deducted from your score if you enter or exit if you do not enter the contact area straight on.

Thank you Jill for taking the time to write this article! I hope you have inspired people to give UKC events a try! They sure look like a lot of fun!

~Debbi



Photos show some of the unique equipment used in UKC agility. Photos courtesy of Jill Perry

TRAINING TIP

Let's talk about the "Stay." The position I start teaching a *stay* from is the down position. I lure them into a down and set a treat on the ground between their legs; they eat the treat and I then say "OK," which releases the dog and the dog can get up. Repeat this a couple of times, then add another treat. It should be: treat, pause (for just a half a breath), treat, then "OK." Repeat this for three times. END of exercise. Every time you work with your *stay*, you add more treats and be sure to get those longer pauses in. The dog will naturally then wait for the release word. You can add the word STAY (or WAIT if you prefer) when

you have your dog holding the position until he/she hears the release word. Dogs will naturally STAY where that reward is coming from.

To apply this to the sit/stay, put the dog in sit position facing you. Give the dog a treat and say OK; the dog is released and can get up. Give the dog two treats, and give an OK. Give the dog a treat, pause, treat, OK. Now give the dog a treat, step back then immediately back in and treat, OK. REPEAT. Then treat, step back, pause, step back in, treat, OK. Add more distance as you go. It is the same technique for the stand/stay. If at any time the dog breaks, be sure to go back to the step where you were successful. You want to

build on success.

As you become successful from "in front" of your dog, go back to the beginning steps and start moving around your dog.

Note: Some people use other words for a release word rather than "OK," so do not feel like you have to use it for a release word. Use whatever works for you! I use "OK" as that is just what comes out of my mouth naturally!

P A S T NEWSLETTERS

If you have missed some of our past newsletters, they can be viewed on our website at www.cernakkennels.com

HAPPY THANKSGIVING AND HAPPY TRAINING TO ALL !

Debbi Decker
509-877-4486
Wapato, WA
Web: www.cernakcanine.com
Email: cernak@verizon.net
YouTube: Debbi1851
Where Stars Are Made

- ★ Dog Training Classes
- ★ Workshops
- ★ Performance Shows
- ★ Advertising
- ★ Training DVD's
- ★ Personalized Presentations